

SIEMENS

Solid Edge 2025
Premium

Cloud
Partner

Digital Industries
Software

SIEMENS

© 2024 All rights reserved

Licentie

Licentie genereren

In deze handleiding lees je waar en hoe je een nieuwe licentie genereert.

Inhoud

Stap 1 • Licentiebeheer openen	4
Stap 2 • Sold-to selecteren	4
Stap 3 • Licentieomgeving openen	5
Stap 4 • Versie selecteren	6
Stap 5 • Licentie genereren	7

Inleiding

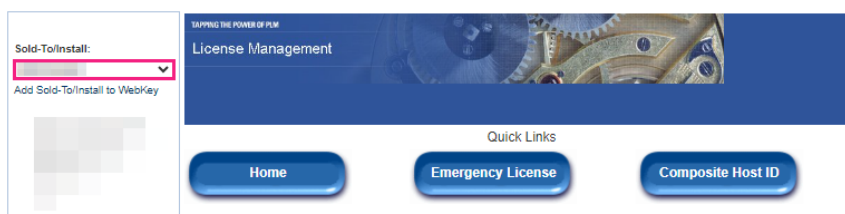
Ben je jouw huidige licentie kwijtgeraakt of wil je updaten naar een nieuwere versie van Solid Edge? Je hebt een nieuwe licentie nodig. Deze licentie kan je zelf bij Siemens downloaden. Lees in dit document hoe je dit doet.

Stap 1 • Licentiebeheer openen

- Ga naar de [License management page](#) en log in met jouw webkey account. Heb je nog geen webkey account of is deze niet bij jou bekend? Volg dan onze handleiding [Webkey account aanmaken](#) om er één aan te maken.

Stap 2 • Sold-to selecteren

- Selecteer de Sold-To waar je een licentie voor wilt genereren.



Select the license management function from below

Emergency Passwords and License Files

Obtain temporary passwords or emergency license files for PLM software products. These will allow you to start your systems for a limited time. Your Customer Service Representative will be notified that you requested this service.

Configuration Report

Display licenses needing to be registered for particular locations and machines.

Sold-To/Install

Display information on record regarding this Sold-To/Install.

Composite Host ID

The Composite Host ID (CID) entry and information page.

Passwords and License Files

Obtain passwords or license files for PLM software products.

Cloud Enabled License

Click here to change your license method from node locked to Cloud Enabled. Cloud Enabled licenses require an internet connection and user login. This change applies to all products on the Sold To/Install.

Product Activation

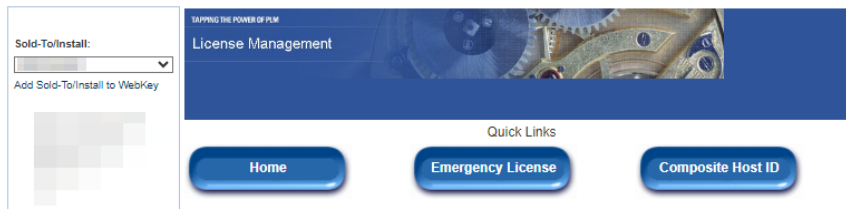
Click here to activate and maintain your Solid Edge node locked or I-Deas licenses

Bill-To

Display information on record regarding this Bill-To.

Stap 3 • Licentieomgeving openen

- Selecteer “Product Activation”



Select the license management function from below

Emergency Passwords and License Files

Obtain temporary passwords or emergency license files for PLM software products. These will allow you to start your systems for a limited time. Your Customer Service Representative will be notified that you requested this service.

Configuration Report

Display licenses needing to be registered for particular locations and machines.

Sold-To/Install

Display information on record regarding this Sold-To/Install.

Composite Host ID

The Composite Host ID (CID) entry and information page.

Passwords and License Files

Obtain passwords or license files for PLM software products.

Cloud Enabled License

Click here to change your license method from node locked to Cloud Enabled. Cloud Enabled licenses require an internet connection and user login. This change applies to all products on the Sold To/Install.

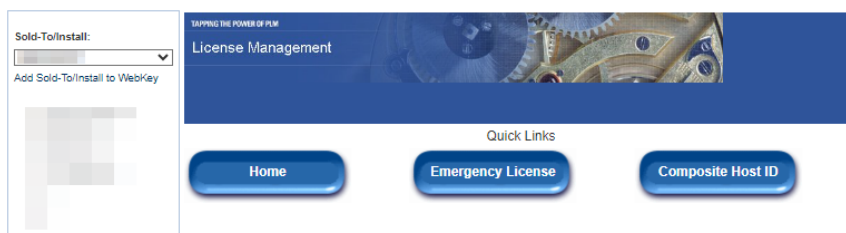
Product Activation

Click here to activate and maintain your Solid Edge node locked or I-Deas licenses

Bill-To

Display information on record regarding this Bill-To.

- Staat “Product Activation” niet in het overzicht? Ga dan naar “Passwords and License Files”



Select the license management function from below

Emergency Passwords and License Files

Obtain temporary passwords or emergency license files for PLM software products. These will allow you to start your systems for a limited time. Your Customer Service Representative will be notified that you requested this service.

Configuration Report

Display licenses needing to be registered for particular locations and machines.

Bill-To

Display information on record regarding this Bill-To.

Passwords and License Files

Obtain passwords or license files for PLM software products.

Sold-To/Install

Display information on record regarding this Bill-To.

Composite Host ID

The Composite Host ID (CID) entry and information page.

Stap 4 • Versie selecteren

- Selecteer Solid Edge als product (1). Geef ook de versie voor de licentie op (2).
 - Version 225.0 staat voor Solid Edge 2025.
 - De licentie is backwards compatible. Download daarom altijd de laatste versie. Een licentie met versie 224 zal bijvoorbeeld ook werken met Solid Edge versie 2022:
 - 219 werkt met Solid Edge versies ST5 – 2019.
 - 22x werkt met Solid Edge versies 2020 – 202x.

Sold-To/Install:

TAPPING THE POWER OF FILM
License Management

Quick Links

Home Emergency License Composite Host ID

Product Activation

Select the product and release for which you want to generate a password or retrieve a license file. The information will be used later to generate your license file.

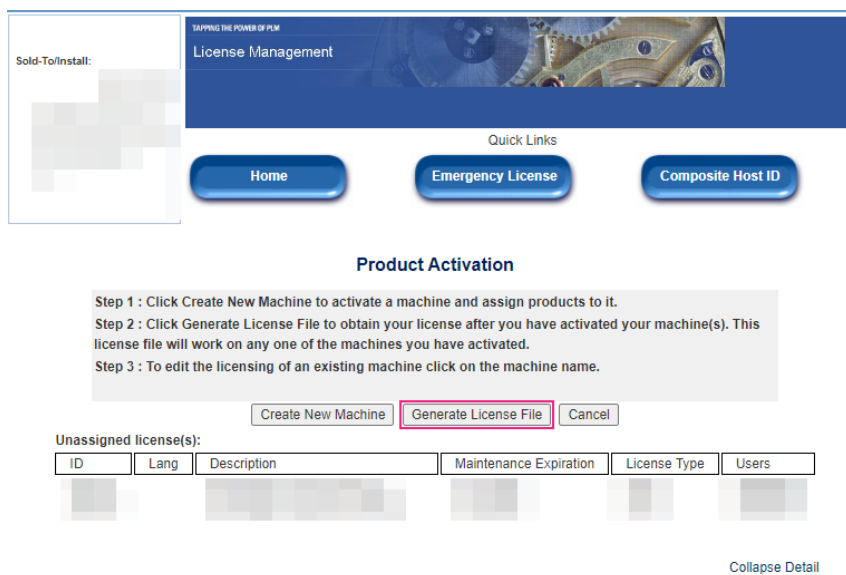
Product: Solid Edge

Version: 225.0

Continue Cancel

Stap 5 • Licentie genereren

- Druk op “continue”.
 - Passwords and Licenses Files pagina: De download voor de licentie start.
 - Product activation pagina: Druk op “Generate License File” om de download te starten.



Product Activation

Step 1 : Click Create New Machine to activate a machine and assign products to it.
 Step 2 : Click Generate License File to obtain your license after you have activated your machine(s). This license file will work on any one of the machines you have activated.
 Step 3 : To edit the licensing of an existing machine click on the machine name.

ID	Lang	Description	Maintenance Expiration	License Type	Users

Collapse Detail

Vragen?

Als je na het lezen van de documentatie twijfels hebt over de procedure, neem dan contact op met onze Customer Service:

- Klantportaal: mijn.enginia.nl
- Telefoon: 085-4891717
- Mail: support@enginia.nl

Neem ook eens een kijkje bij onze [trainingen](#).